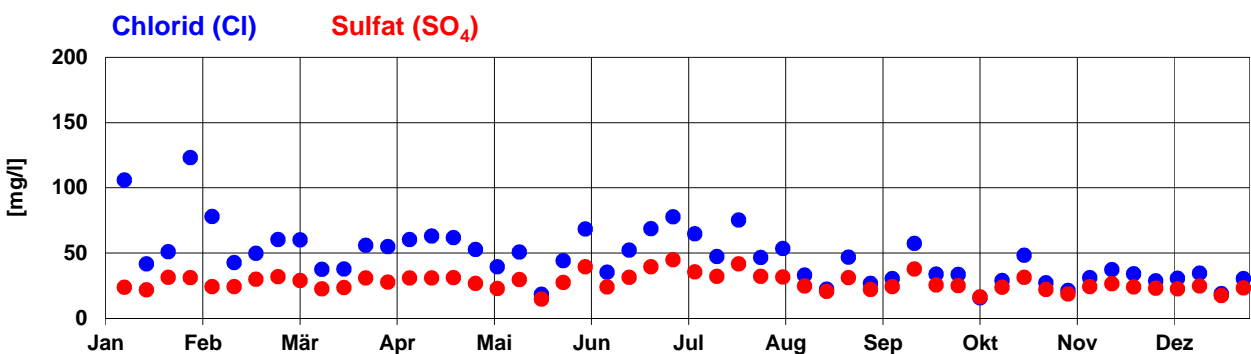
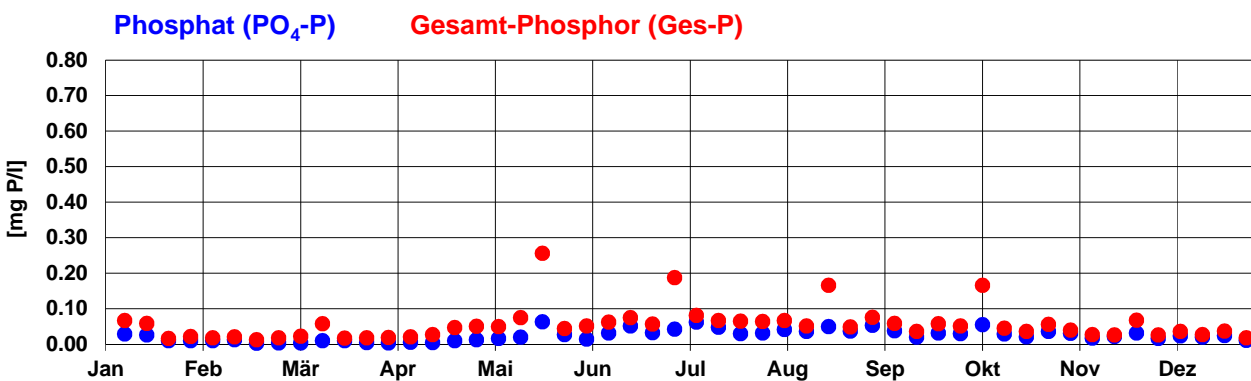
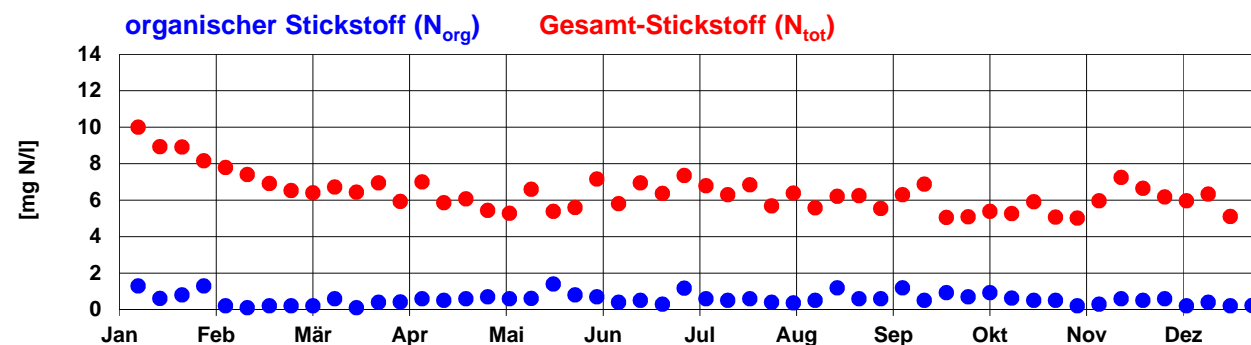
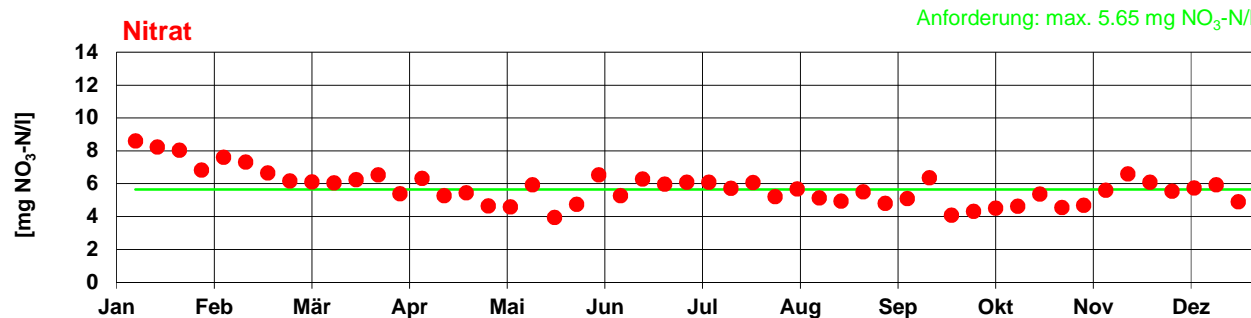
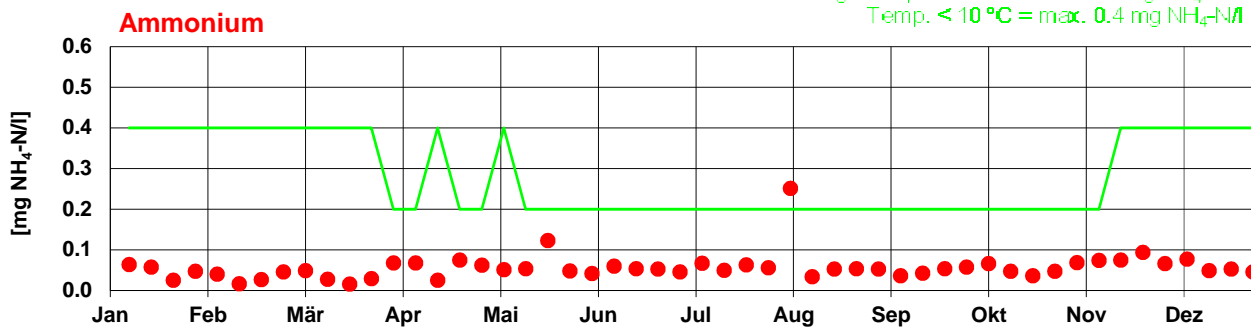
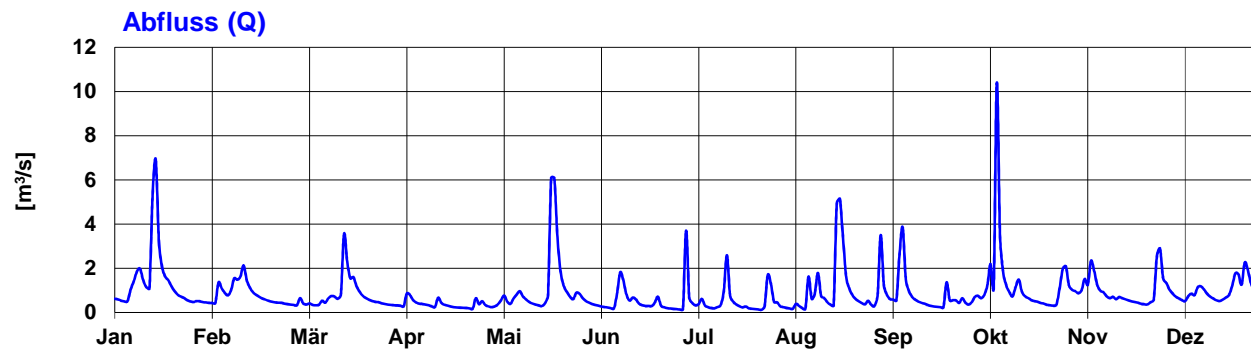
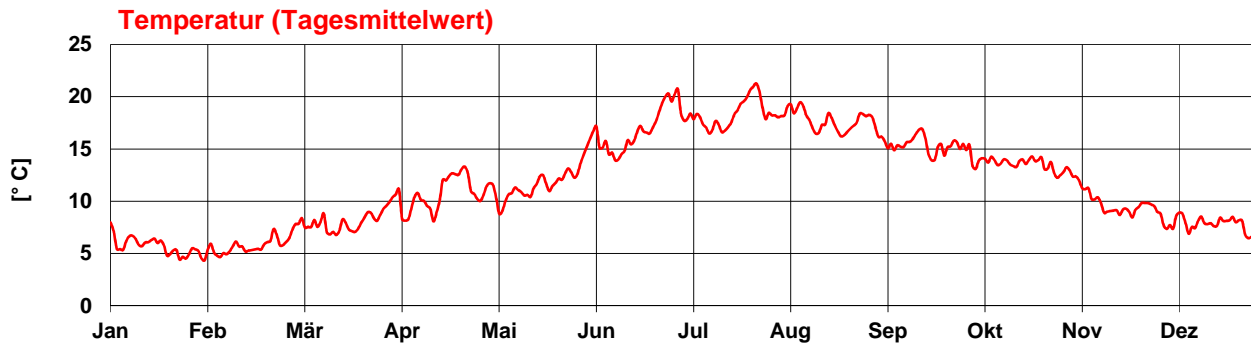


Aabach bei Mönchaltorf

2019 Hauptmessstelle 915

Anforderung: Temp. > 10 °C = max. 0.2 mg NH₄-N/l
Temp. < 10 °C = max. 0.4 mg NH₄-N/l

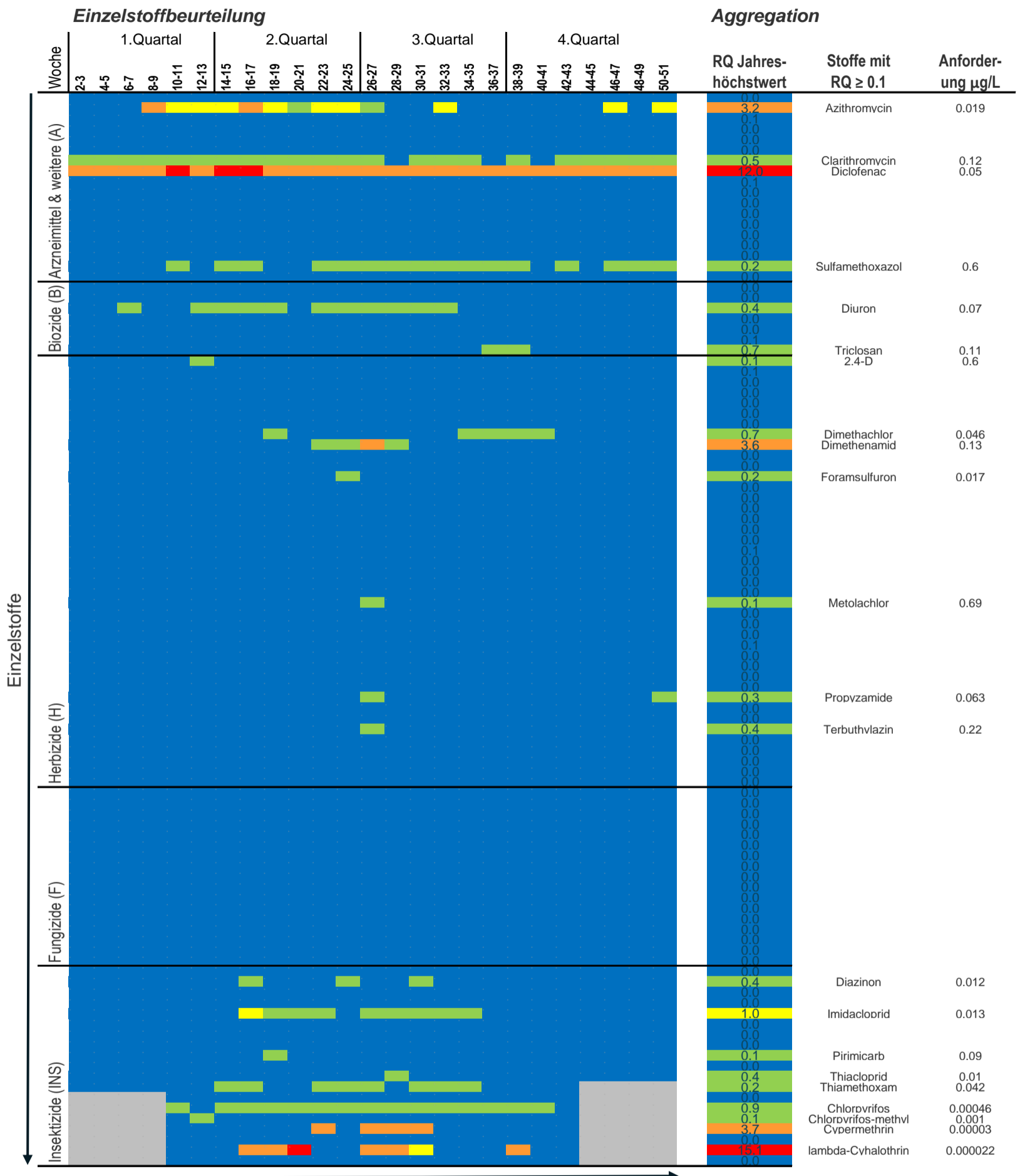




Aabach bei Möchaltorf

2019 - Hauptmessstelle 915

Mikroverunreinigungen in 14-Tages-Mischproben



Mischungstoxizität Wirkstoffgruppen

A, B	3.4	8.5	4.5	12.0	13.6	8.2	14.6	15.7	9.8	4.9	6.3	6.9	7.7	3.8	6.2	6.4	4.2	3.5	7.0	2.8	5.7	3.7	7.0	4.3	6.9
H	0.0	0.0	0.0	0.0	0.1	0.1	0.2	0.2	0.0	0.4	0.8	4.3	0.2	0.1	0.1	0.3	0.8	0.7	0.2	0.0	0.1	0.0	0.0	0.4	
F	0.0	0.0	0.0	0.0	0.0	0.0	0.0	0.0	0.0	0.0	0.0	0.0	0.0	0.0	0.0	0.0	0.0	0.0	0.0	0.0	0.0	0.0	0.0	0.0	
INS	0.0	0.0	0.0	0.0	0.4	0.1	0.6	5.1	11.4	16.4	4.5	0.8	7.0	9.1	5.4	0.9	0.7	0.2	7.3	0.2	0.0	0.0	0.0	0.0	

Jahresbeurteilung

16	Arzneimittel, Biozide, weitere
4	Herbizide
0.0	Fungizide
16	Insektizide

Mischungstoxizität taxonomische Gruppen

P	0.2	0.5	0.3	2.7	2.4	2.1	2.5	4.4	2.7	1.2	2.8	2.7	6.1	0.7	1.1	2.1	0.8	1.5	1.8	0.4	0.4	0.4	1.7	0.5	2.3
I	3.4	8.4	4.3	11.9	13.9	8.1	14.6	20.4	20.9	21.1	12.6	7.3	14.6	12.6	11.9	6.8	4.7	3.5	14.1	2.9	5.5	3.5	6.8	4.2	6.8
V	3.3	8.0	4.1	9.3	11.3	6.2	12.2	11.6	7.5	3.8	6.0	5.0	6.1	3.4	5.3	4.4	3.7	3.3	6.6	2.5	5.3	3.4	5.4	3.9	5.1

6	Pflanzen
21	Invertebraten
12	Vertebraten