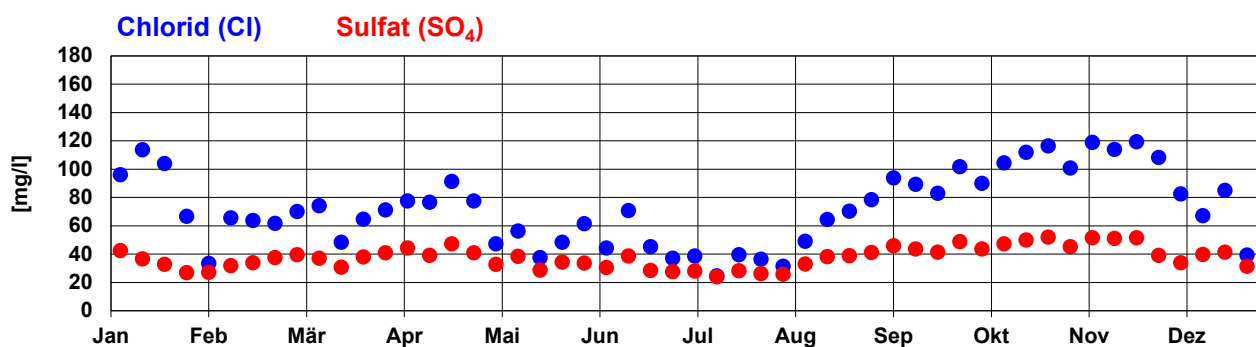
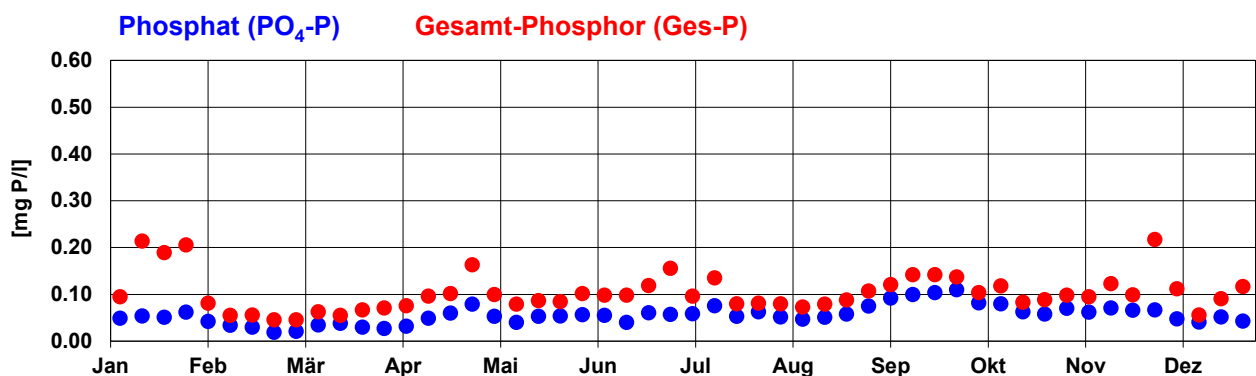
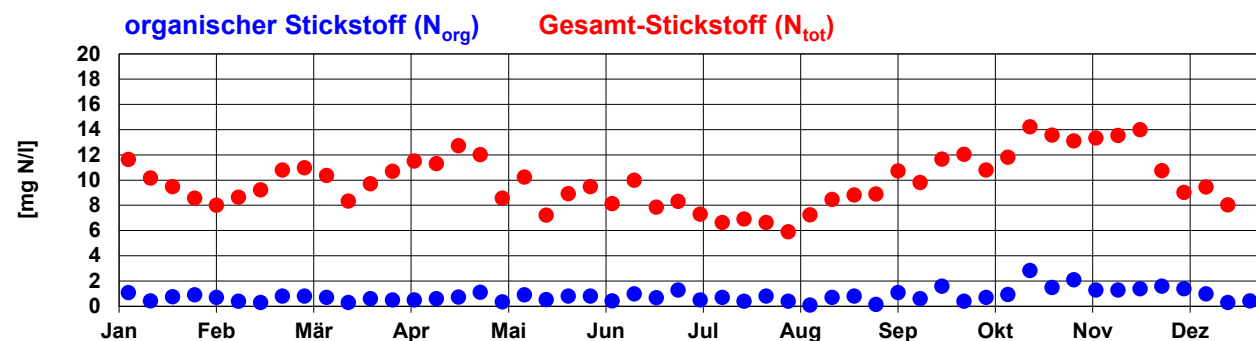
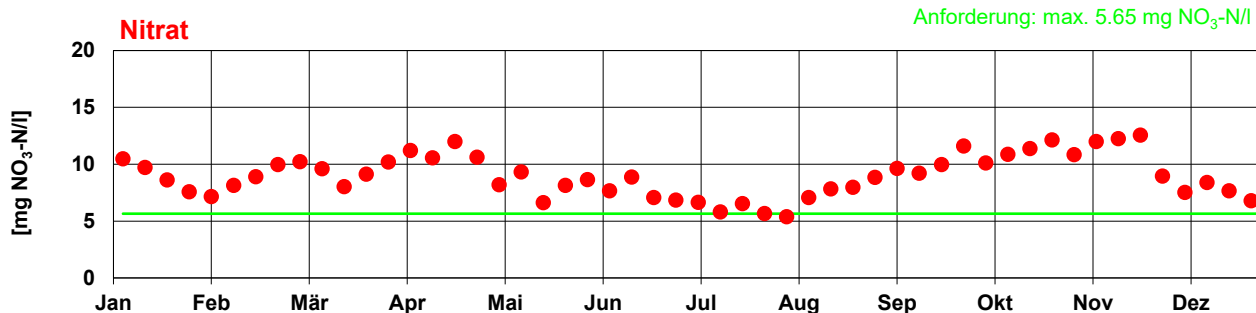
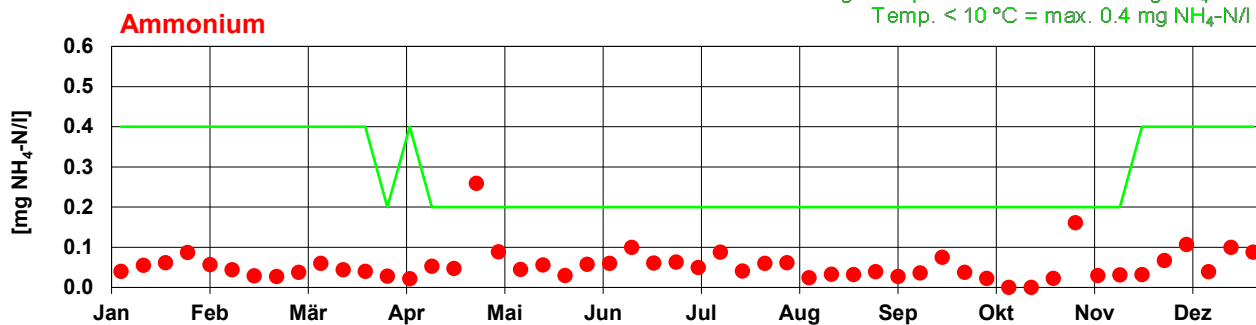


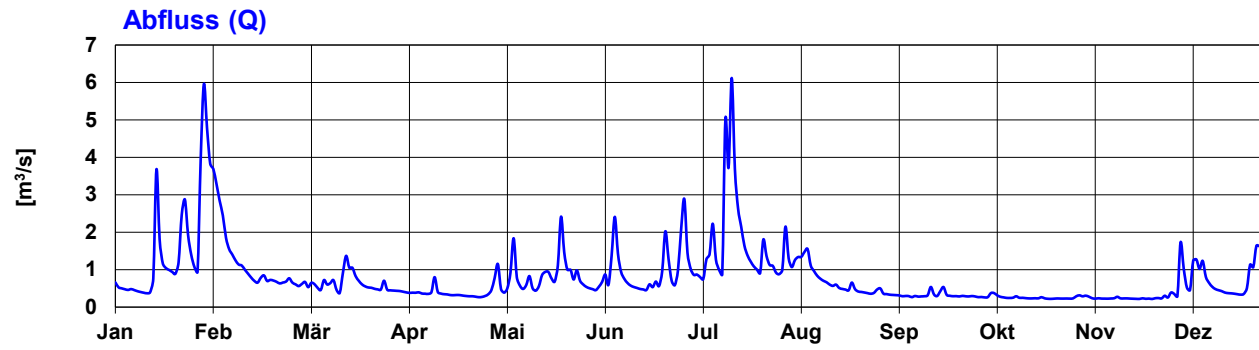
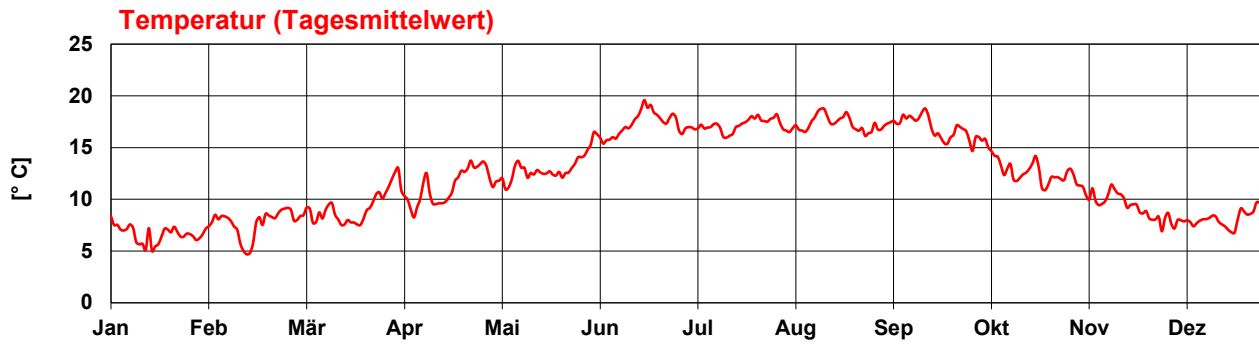
Furtbach bei Würenlos

2021 Hauptmessstelle 913

Kanton Zürich
Baudirektion
**Amt für
Abfall, Wasser, Energie und Luft**
Gewässerschutz

Anforderung: Temp. > 10 °C = max. 0.2 mg NH₄-N/l
Temp. < 10 °C = max. 0.4 mg NH₄-N/l

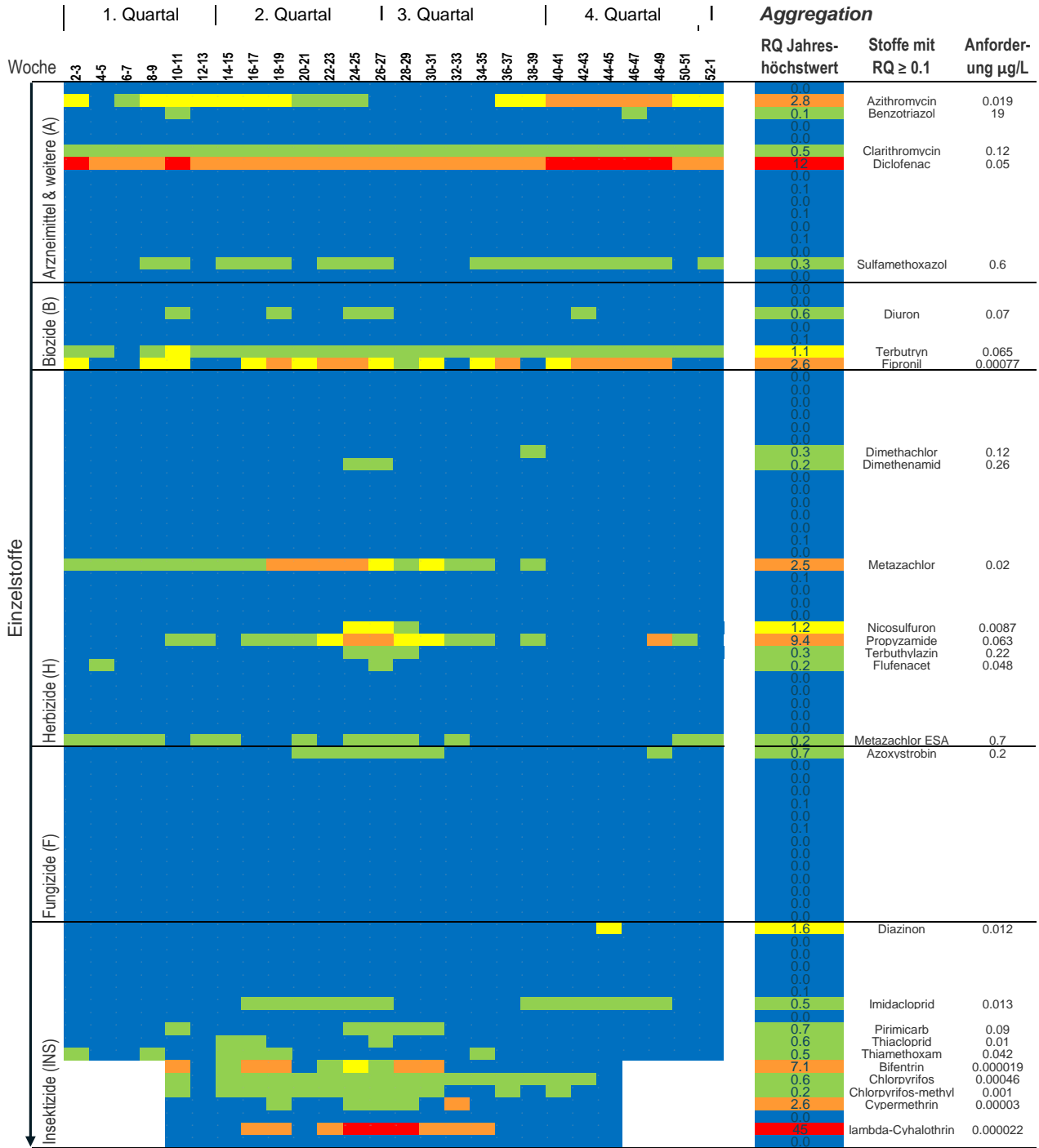




Furtbach bei Würenlos

2021 - Messstelle 913 Messprogramm NAWA mit finanzieller Unterstützung Bafu

Mikroverunreinigungen in 14-Tages-Mischproben



Mischungstoxizität Wirkstoffgruppen

A, B	16	5.3	5.4	3.1	16	9.1	12	14	13	8.0	3.1	3.1	7.0	4.4	5.5	3.7	8.7	1.1	1.1	1.6	1.6	1.6	1.6	1.6	7.1	9.2	
H	0.4	0.6	0.4	0.4	0.6	1.1	0.5	1.4	3.2	2.7	4.1	3.9	7.5	2.7	3.5	1.0	0.7	0.0	0.9	0.0	0.0	0.0	0.0	0.0	8.0	0.3	0.0
F	0.1	0.0	0.0	0.1	0.2	0.1	0.1	0.2	0.2	0.2	0.2	0.2	0.7	0.4	0.2	0.2	0.1	0.1	0.1	0.1	0.1	0.1	0.1	0.2	0.0	0.0	
INS	0.3	0.0	0.0	0.2	3.2	0.0	2.0	6.5	1.1	0.8	3.6	3.3	3.3	3.3	1.0	3.2	0.4	0.9	0.9	1.1	2.0	0.5	0.5	0.0	0.0	0.0	

Mischungstoxizität taxonomische Gruppen

P	2.5	1.1	1.4	2.2	4.1	3.4	3.6	4.4	5.7	4.4	5.8	3.3	8.6	3.3	4.2	1.7	1.3	1.8	3.2	3.5	4.1	4.2	3.9	1.2	2.4	2.1
I	1.6	5.2	5.3	3.1	3.9	8.7	1.3	2.0	2.3	8.7	1.4	2.5	2.5	2.5	2.5	2.5	2.5	2.5	2.5	2.5	2.5	2.5	2.5	2.5	6.8	9.0
V	1.2	5.0	4.5	8.3	3.1	7.1	9.3	1.0	8.6	5.3	6.8	6.8	4.9	3.2	3.4	3.2	6.5	7.2	8.5	1.1	1.2	1.2	1.2	1.2	5.0	7.2

Jahresbeurteilung

19	Arzneimittel, Biozide, ...
14	Herbizide
0.7	Fungizide
48	Insektizide
16.2	Pflanzen
55.1	Invertebraten
12.5	Vertebraten