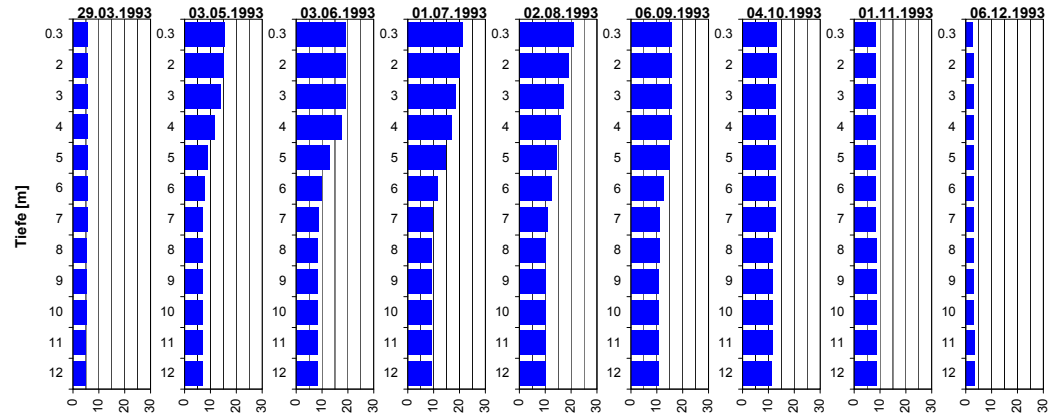
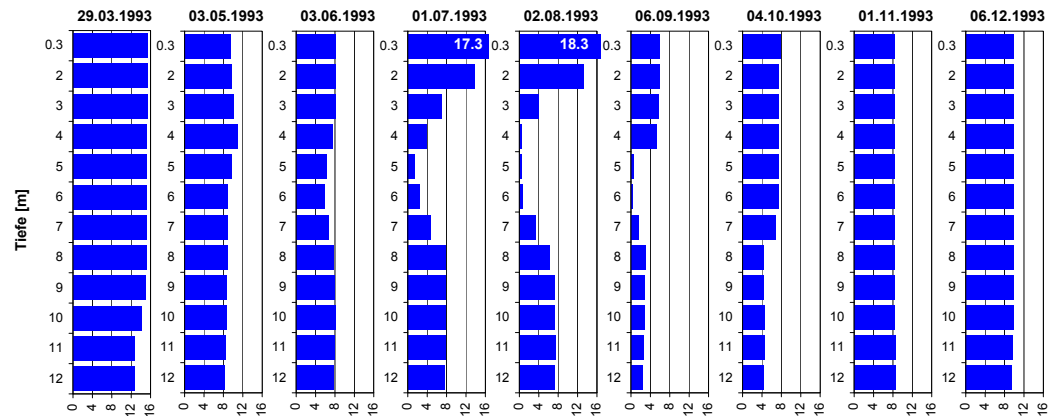


Temperatur



Tiefe [m]	29.03.1993 Temp [°C]	03.05.1993 Temp [°C]	03.06.1993 Temp [°C]	01.07.1993 Temp [°C]	02.08.1993 Temp [°C]	06.09.1993 Temp [°C]	04.10.1993 Temp [°C]	01.11.1993 Temp [°C]	06.12.1993 Temp [°C]
0.3	5.6	15.4	19.2	21.4	21.0	15.7	13.1	8.3	2.8
2.0	5.5	15.2	19.2	20.2	19.3	15.7	13.1	8.3	3.0
3.0	5.4	14.1	19.1	18.5	17.2	15.7	13.0	8.3	3.0
4.0	5.4	11.7	17.5	17.0	16.0	15.5	13.0	8.4	3.0
5.0	5.4	8.8	12.8	14.5	14.6	14.7	13.0	8.4	3.0
6.0	5.4	7.8	9.8	11.5	12.5	12.4	13.0	8.4	3.0
7.0	5.4	7.2	8.7	9.7	11.0	11.1	12.8	8.4	3.0
8.0	5.3	7.2	8.2	9.1	10.4	10.9	11.8	8.5	3.0
9.0	5.2	7.2	8.1	9.1	10.2	10.8	11.6	8.5	3.0
10.0	5.0	7.2	8.1	9.1	10.2	10.8	11.6	8.6	3.1
11.0	4.7	7.2	8.1	9.1	10.2	10.8	11.6	8.6	3.3
12.0	4.7	7.2	8.1	9.1	10.2	10.8	11.5	8.7	3.4

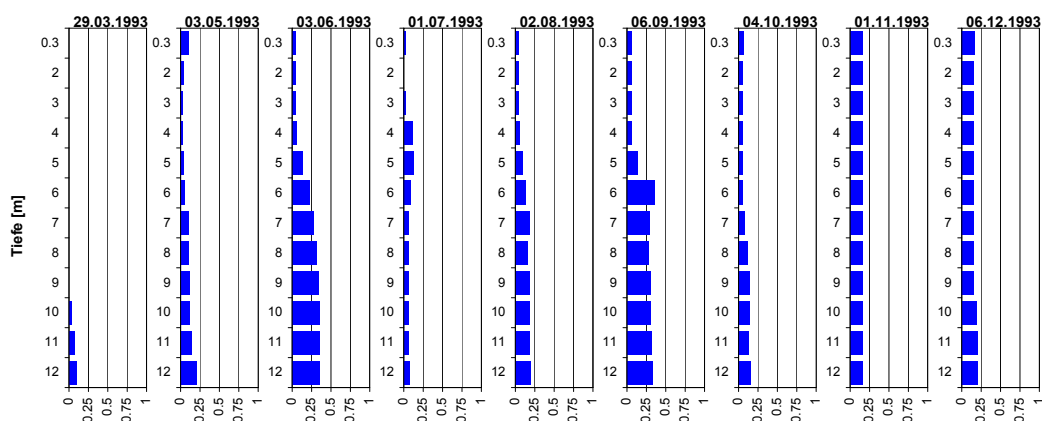
Sauerstoff (O₂)



Tiefe [m]	29.03.1993 O ₂ [mg O ₂ /l]	03.05.1993 O ₂ [mg O ₂ /l]	03.06.1993 O ₂ [mg O ₂ /l]	01.07.1993 O ₂ [mg O ₂ /l]	02.08.1993 O ₂ [mg O ₂ /l]	06.09.1993 O ₂ [mg O ₂ /l]	04.10.1993 O ₂ [mg O ₂ /l]	01.11.1993 O ₂ [mg O ₂ /l]	06.12.1993 O ₂ [mg O ₂ /l]
0.3	15.3	9.6	8.1	17.3	18.3	5.9	7.8	8.3	9.8
2.0	15.3	9.7	8.1	13.7	13.2	5.8	7.5	8.3	9.8
3.0	15.3	10.1	8.1	7.0	4.0	5.7	7.4	8.3	9.8
4.0	15.2	10.9	7.5	3.8	0.4	5.2	7.4	8.3	9.8
5.0	15.2	9.8	6.3	1.5	0.4	0.6	7.5	8.3	9.8
6.0	15.2	9.0	5.8	2.4	0.8	0.3	7.5	8.3	9.8
7.0	15.2	8.9	6.6	4.8	3.4	1.5	6.8	8.4	9.8
8.0	15.2	8.9	7.8	7.8	6.2	2.9	4.4	8.4	9.8
9.0	15.0	8.8	7.9	7.9	7.2	2.8	4.4	8.4	9.8
10.0	14.1	8.7	8.1	7.9	7.4	2.7	4.6	8.4	9.8
11.0	12.7	8.5	7.9	7.8	7.6	2.6	4.6	8.5	9.7
12.0	12.6	8.2	7.8	7.5	7.2	2.3	4.4	8.5	9.5

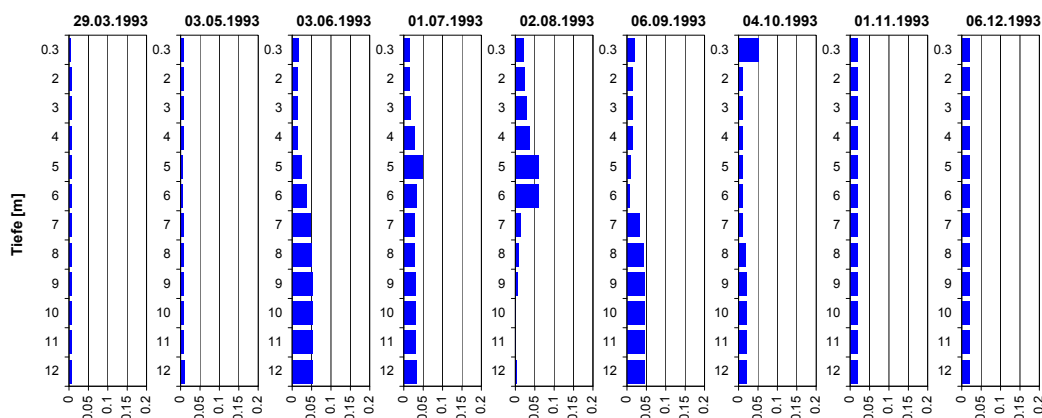
Tiefenprofile Hüttnersee 1993

Ammonium (NH₄)



Tiefe [m]	29.03.1993 NH4-N [mg N/l]	03.05.1993 NH4-N [mg N/l]	03.06.1993 NH4-N [mg N/l]	01.07.1993 NH4-N [mg N/l]	02.08.1993 NH4-N [mg N/l]	06.09.1993 NH4-N [mg N/l]	04.10.1993 NH4-N [mg N/l]	01.11.1993 NH4-N [mg N/l]	06.12.1993 NH4-N [mg N/l]
0.3	0.00	0.10	0.05	0.02	0.04	0.06	0.07	0.16	0.17
2.0	0.00	0.04	0.04	0.00	0.04	0.06	0.06	0.16	0.16
3.0	0.00	0.03	0.04	0.03	0.05	0.06	0.06	0.16	0.16
4.0	0.00	0.03	0.06	0.11	0.06	0.06	0.06	0.16	0.16
5.0	0.00	0.04	0.14	0.13	0.10	0.14	0.06	0.16	0.16
6.0	0.00	0.05	0.23	0.09	0.14	0.36	0.06	0.16	0.16
7.0	0.00	0.10	0.28	0.06	0.18	0.29	0.08	0.16	0.16
8.0	0.00	0.10	0.32	0.06	0.16	0.28	0.12	0.16	0.16
9.0	0.00	0.12	0.34	0.06	0.18	0.30	0.14	0.16	0.16
10.0	0.03	0.12	0.35	0.06	0.18	0.30	0.14	0.16	0.19
11.0	0.07	0.14	0.35	0.06	0.18	0.32	0.13	0.16	0.20
12.0	0.09	0.21	0.35	0.07	0.20	0.33	0.16	0.16	0.21

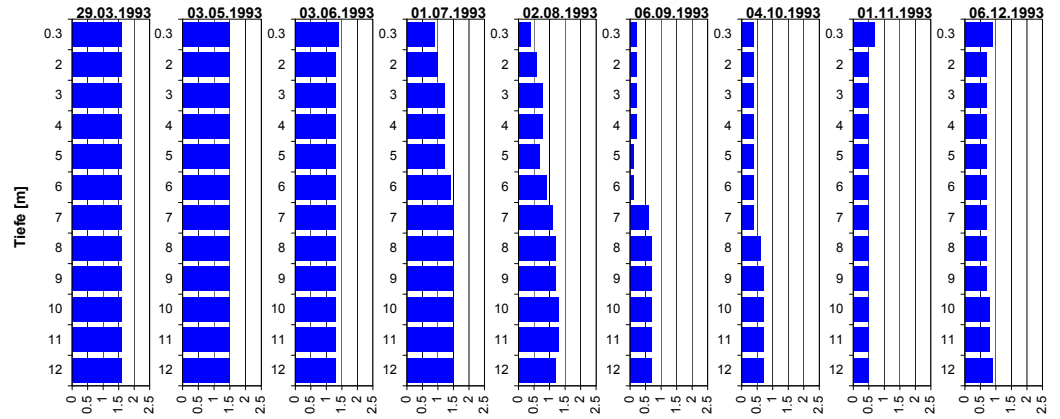
Nitrit (NO₂)



Tiefe [m]	29.03.1993 NO2-N [mg N/l]	03.05.1993 NO2-N [mg N/l]	03.06.1993 NO2-N [mg N/l]	01.07.1993 NO2-N [mg N/l]	02.08.1993 NO2-N [mg N/l]	06.09.1993 NO2-N [mg N/l]	04.10.1993 NO2-N [mg N/l]	01.11.1993 NO2-N [mg N/l]	06.12.1993 NO2-N [mg N/l]
0.3	0.004	0.008	0.017	0.016	0.022	0.019	0.051	0.020	0.020
2.0	0.005	0.008	0.014	0.016	0.024	0.013	0.011	0.019	0.020
3.0	0.005	0.008	0.014	0.017	0.030	0.013	0.011	0.019	0.020
4.0	0.005	0.008	0.015	0.027	0.038	0.013	0.010	0.019	0.020
5.0	0.005	0.007	0.025	0.048	0.060	0.009	0.010	0.019	0.020
6.0	0.005	0.007	0.038	0.032	0.060	0.006	0.011	0.019	0.020
7.0	0.005	0.008	0.047	0.027	0.014	0.033	0.012	0.019	0.020
8.0	0.005	0.008	0.051	0.028	0.010	0.043	0.019	0.019	0.020
9.0	0.005	0.008	0.052	0.030	0.005	0.045	0.021	0.019	0.020
10.0	0.005	0.008	0.052	0.030	0.002	0.045	0.022	0.019	0.020
11.0	0.005	0.009	0.052	0.031	0.002	0.045	0.022	0.019	0.020
12.0	0.005	0.010	0.052	0.032	0.003	0.044	0.022	0.019	0.020

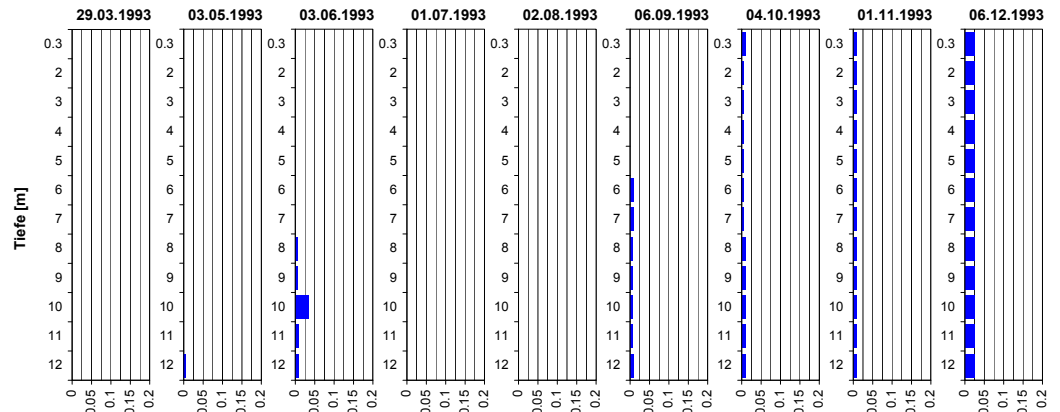
Tiefenprofile Hüttnersee 1993

Nitrat (NO₃)



Tiefe [m]	29.03.1993 NO3-N [mg N/l]	03.05.1993 NO3-N [mg N/l]	03.06.1993 NO3-N [mg N/l]	01.07.1993 NO3-N [mg N/l]	02.08.1993 NO3-N [mg N/l]	06.09.1993 NO3-N [mg N/l]	04.10.1993 NO3-N [mg N/l]	01.11.1993 NO3-N [mg N/l]	06.12.1993 NO3-N [mg N/l]
0.3	1.6	1.5	1.4	0.9	0.4	0.2	0.4	0.7	0.9
2.0	1.6	1.5	1.3	1.0	0.6	0.2	0.4	0.5	0.7
3.0	1.6	1.5	1.3	1.2	0.8	0.2	0.4	0.5	0.7
4.0	1.6	1.5	1.3	1.2	0.8	0.2	0.4	0.5	0.7
5.0	1.6	1.5	1.3	1.2	0.7	0.1	0.4	0.5	0.7
6.0	1.6	1.5	1.3	1.4	0.9	0.1	0.4	0.5	0.7
7.0	1.6	1.5	1.3	1.5	1.1	0.6	0.4	0.5	0.7
8.0	1.6	1.5	1.3	1.5	1.2	0.7	0.6	0.5	0.7
9.0	1.6	1.5	1.3	1.5	1.2	0.7	0.7	0.5	0.7
10.0	1.6	1.5	1.3	1.5	1.3	0.7	0.7	0.5	0.8
11.0	1.6	1.5	1.3	1.5	1.3	0.7	0.7	0.5	0.8
12.0	1.6	1.5	1.3	1.5	1.2	0.7	0.7	0.5	0.9

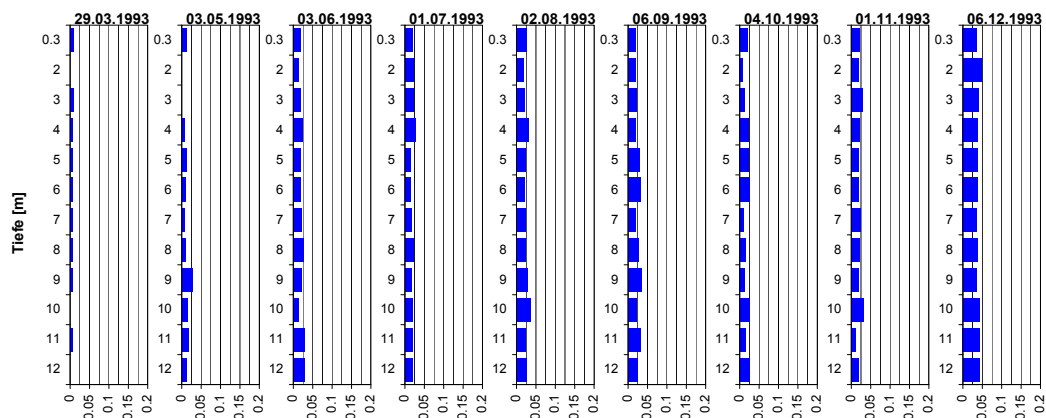
Phosphat (PO₄)



Tiefe [m]	29.03.1993 PO4-P [mg P/l]	03.05.1993 PO4-P [mg P/l]	03.06.1993 PO4-P [mg P/l]	01.07.1993 PO4-P [mg P/l]	02.08.1993 PO4-P [mg P/l]	06.09.1993 PO4-P [mg P/l]	04.10.1993 PO4-P [mg P/l]	01.11.1993 PO4-P [mg P/l]	06.12.1993 PO4-P [mg P/l]
0.3	0.000	0.000	0.000	0.000	0.000	0.000	0.010	0.010	0.025
2.0	0.000	0.000	0.000	0.000	0.000	0.000	0.005	0.010	0.025
3.0	0.000	0.000	0.000	0.000	0.000	0.000	0.005	0.010	0.025
4.0	0.000	0.000	0.000	0.000	0.000	0.000	0.005	0.010	0.025
5.0	0.000	0.000	0.000	0.000	0.000	0.000	0.005	0.010	0.025
6.0	0.000	0.000	0.000	0.000	0.000	0.010	0.005	0.010	0.025
7.0	0.000	0.000	0.000	0.000	0.000	0.010	0.005	0.010	0.025
8.0	0.000	0.000	0.005	0.000	0.000	0.005	0.010	0.010	0.025
9.0	0.000	0.000	0.005	0.000	0.000	0.005	0.010	0.010	0.025
10.0	0.000	0.000	0.035	0.000	0.000	0.005	0.010	0.010	0.025
11.0	0.000	0.000	0.010	0.000	0.000	0.005	0.010	0.010	0.025
12.0	0.000	0.005	0.010	0.000	0.000	0.010	0.010	0.010	0.025

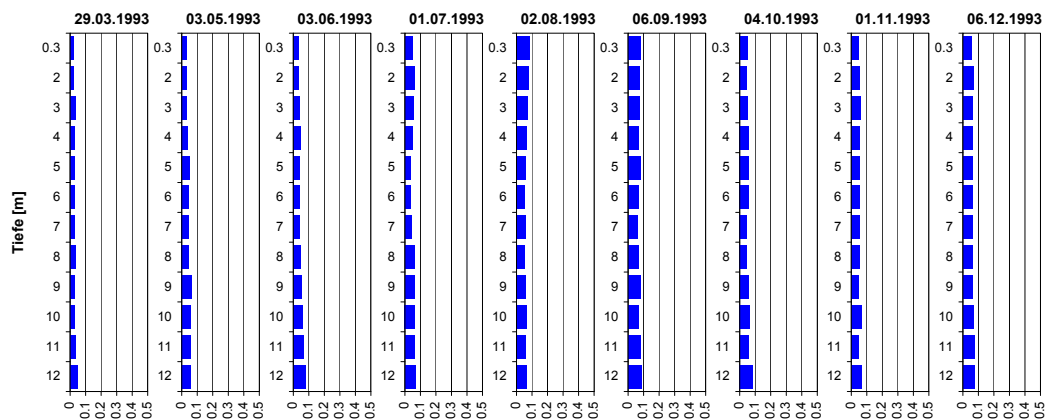
Tiefenprofile Hüttnersee 1993

Gelöster Phosphor (P_{gel})



Tiefe [m]	29.03.1993 P-gel [mg P/l]	03.05.1993 P-gel [mg P/l]	03.06.1993 P-gel [mg P/l]	01.07.1993 P-gel [mg P/l]	02.08.1993 P-gel [mg P/l]	06.09.1993 P-gel [mg P/l]	04.10.1993 P-gel [mg P/l]	01.11.1993 P-gel [mg P/l]	06.12.1993 P-gel [mg P/l]
0.3	0.010	0.012	0.018	0.019	0.027	0.019	0.020	0.023	0.036
2.0	0.000	0.000	0.014	0.022	0.020	0.019	0.009	0.020	0.047
3.0	0.009	0.000	0.018	0.022	0.021	0.023	0.014	0.029	0.040
4.0	0.005	0.007	0.025	0.027	0.031	0.020	0.022	0.022	0.039
5.0	0.005	0.013	0.018	0.015	0.025	0.030	0.023	0.020	0.039
6.0	0.005	0.009	0.018	0.015	0.022	0.031	0.026	0.020	0.039
7.0	0.005	0.007	0.021	0.016	0.024	0.019	0.010	0.024	0.036
8.0	0.007	0.009	0.028	0.023	0.025	0.028	0.015	0.023	0.039
9.0	0.006	0.028	0.021	0.016	0.029	0.035	0.013	0.018	0.035
10.0	0.000	0.015	0.015	0.020	0.036	0.023	0.025	0.031	0.043
11.0	0.006	0.017	0.029	0.019	0.025	0.031	0.015	0.012	0.044
12.0	0.000	0.012	0.029	0.020	0.027	0.024	0.026	0.018	0.043

Gesamt-Phosphor (P_{tot})



Tiefe [m]	29.03.1993 P-tot [mg P/l]	03.05.1993 P-tot [mg P/l]	03.06.1993 P-tot [mg P/l]	01.07.1993 P-tot [mg P/l]	02.08.1993 P-tot [mg P/l]	06.09.1993 P-tot [mg P/l]	04.10.1993 P-tot [mg P/l]	01.11.1993 P-tot [mg P/l]	06.12.1993 P-tot [mg P/l]
0.3	0.025	0.030	0.035	0.050	0.085	0.080	0.050	0.050	0.055
2.0	0.025	0.030	0.035	0.060	0.080	0.075	0.045	0.055	0.070
3.0	0.035	0.035	0.040	0.055	0.075	0.075	0.050	0.060	0.060
4.0	0.030	0.040	0.045	0.050	0.070	0.065	0.060	0.055	0.060
5.0	0.030	0.050	0.040	0.035	0.060	0.080	0.060	0.055	0.060
6.0	0.030	0.045	0.040	0.035	0.055	0.070	0.060	0.055	0.060
7.0	0.030	0.045	0.040	0.040	0.060	0.060	0.045	0.055	0.060
8.0	0.035	0.045	0.050	0.060	0.055	0.065	0.045	0.055	0.060
9.0	0.030	0.065	0.055	0.060	0.060	0.080	0.055	0.050	0.060
10.0	0.030	0.055	0.060	0.065	0.070	0.065	0.065	0.065	0.070
11.0	0.035	0.060	0.070	0.060	0.060	0.080	0.055	0.050	0.075
12.0	0.045	0.060	0.080	0.070	0.070	0.085	0.085	0.070	0.075